



Axus AXC

Circular Long Cased Contra Rotating Axial Flow Fans

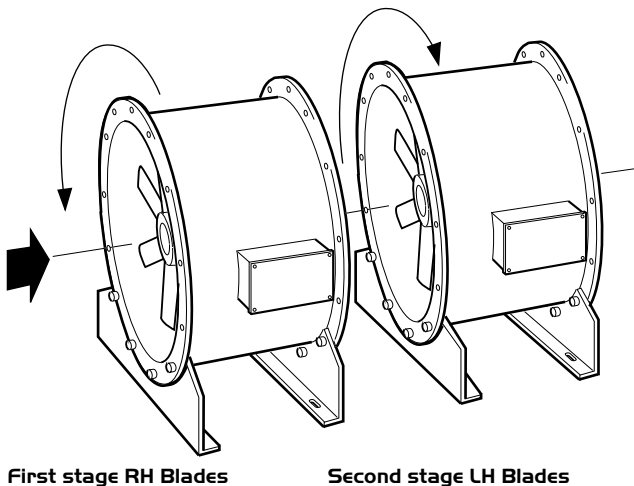
Addendum to
I&M 671220

Introduction

The AXUS range of fans are also available in a two fan contra rotating set, this simply means that both fans are installed end to end to run simultaneously in order to meet a specific design performance requirement.

All the conditions, advice and guidance given in the AXUS I&M 671220 and the ATEX guide 671213 strictly apply with the additional provisions.

Figure 1. Anti-clockwise and clockwise rotation.



First stage RH Blades

Second stage LH Blades

Handling

The fan impeller is carefully balanced and centralised in the fan case, it is therefore essential that great care is exercised when handling the unit. Never pass lifting slings through the impeller, check the weight on the rating plate details before attempting to lift and always use a spreader as shown.

Figure 2. Correct method of lifting.

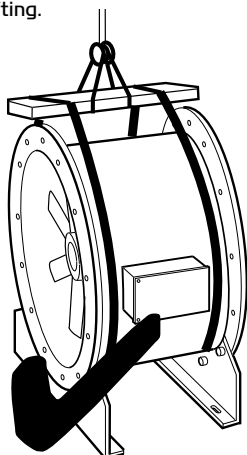


Figure 3. The wrong method of lifting with sling through impeller can cause case distortion.

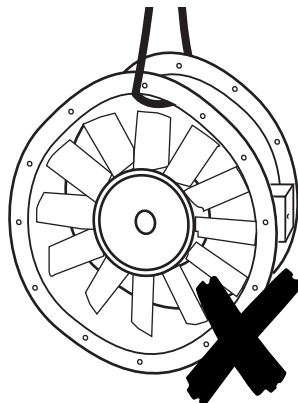
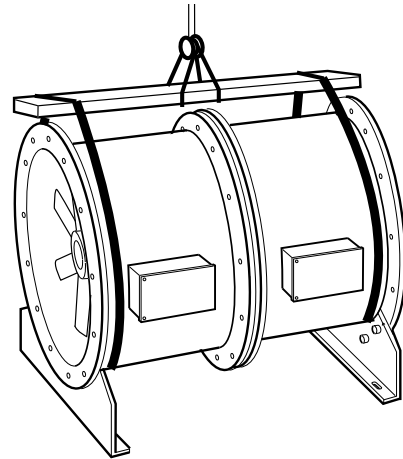


Figure 4. Lifting fans when coupled.



Some additional points to observe:

1. if the unit is disassembled at any time it is critical that it is reassembled in the correct orientation. Ensure the first stage fan is positioned in front of the second stage in relation to direction of airflow.
2. Where anti vibration mounts are installed ensure they are sized to accommodate the total weight of both fans and any ancillary e.g. attenuators etc.
3. For standard units connect to the external termination boxes and follow the guidance given in leaflet number 671220.
4. For units with explosion proof motors also refer to the guidance notes on ATEX compliant fans (leaflet number 671216).
5. Ensure each fan is rotating in the correct direction of rotation.